



Shown from left to right:
ESP-606, ESP-25, ESP-46, ESP-106C, ESP-106L

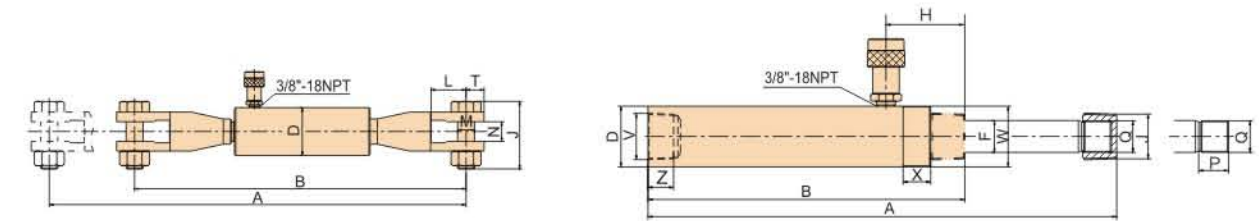
ESP-SERIES PULL CYLINDERS

Features

- ◆ High strength alloy steel construction.
- ◆ Baked enamel finish prevent rust and corrosion.
- ◆ Chromed piston rod for wear and corrosion resistance.
- ◆ High flow EAB-201 quick couplers.

Cylinder Capacity @ 700 Bar (10,000 PSI)	Stroke	Model	Cylinder Effective Area	Oil Capacity	Extended Height		Outside Diameter	Link Holes width
					A	B		
Metric Ton (US Ton)	in		in ²	in ³	in	in	in	in
10 (11)	5.94	ESP-106C	2.19	13.02	29.06	23.11	3.35	4.69
10 (11)	5.94	ESP-106L	2.19	13.02	27.24	21.30	3.35	2.52
30 (33)	6.10	ESP-306	7.40	45.11	48.82	42.72	5.35	4.49
50 (55)	5.98	ESP-606	11.05	66.11	34.29	28.31	5.51	5.12

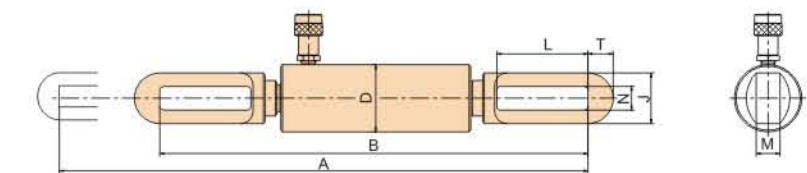
Cylinder Capacity @ 700 Bar (10,000 PSI)	Stroke	Model	Cylinder Effective Area	Oil Capacity	Extended Height		Outside Diameter	Plunger Diam.	Top to Port
					A	B			
Metric Ton (US Ton)	in		in ²	in ³	in	in	in	in	in
2.5 (2.35)	5.00	ESP-25	0.61	3.04	15.39	10.39	1.95	0.79	1.77
5 (5.5)	5.51	ESP-46	1.16	6.41	17.36	11.85	2.25	1.18	1.65
10 (11)	5.94	ESP-106	2.19	13.02	17.32	11.38	3.35	1.38	1.54



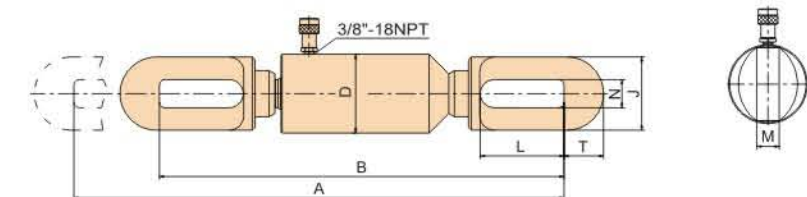
ESP106C

ESP25 ESP46 ESP106

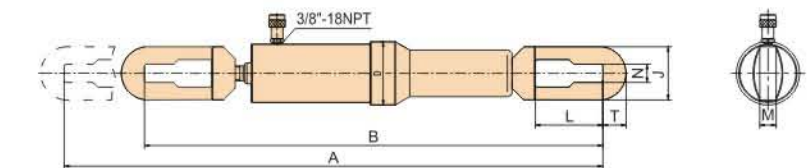
ESP106L



ESP606



ESP306



Link Holes Opening Length	Link Bolt Diameter	Link Holes width	Link Holes end width	Weight	Model
L	M	N	T		
in	in	in	in	lbs	
2.44	1.18	1.38	1.26	35.2	ESP-106C
4.53	0.87	1.18	1.26	29.26	ESP-106L
5.71	1.38	1.54	1.97	106.04	ESP-306
5.87	1.57	1.97	2.76	117.92	ESP-606

Saddle Diameter	Plunger Thread Length	Plunger Outside Length	Base Fix Holes	Collar Thread	Collar Thread Length	Thread Length	Weight	Model
J	P	Q	V	W	X	Z		
in	in	in	in	in	in	in	lbs	
3/4"-14	0.87	1 1/16"-24	3/4"-14NPT	1 1/2"-16UN	1.06	0.67	3.96	ESP-25
1 1/4"-11 1/2	1.10	1 3/16"-16	1 1/4"-11 1/2 NPT	2 1/4"-14UN	1.02	0.94	9.9	ESP-46
-	0.79	M30X2	M30X2	M85X2	0.98	1.06	20.9	ESP-106